

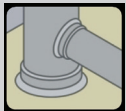


# SSCI Firestop Collar

## Applications



Insulated Pipe



Plastic Pipe



Multiple Penetrations



## Description

Industry leading Firestop Technology, SSCI Firestop Collar is a stainless steel collar intended to be used in conjunction with INFS0812 Intumescent Strip to tightly seal any opening that is created as a material is consumed by fire. This combination will restore the fire resistance rating of walls, floors and seals against the passage of flames, toxic fumes and smoke. INFS0812 Strip and SSCI Firestop Collar are designed to make installation quick and easy.

SSCI and INFS0812 Fire designs require less product and offer exceptional performance, making SSCI and INFS0812 more cost effective than other traditional firestop collars and strips.

SSCI is intended for penetrating items such as non metallic pipes, plastic pipe, and insulated pipes.

## Specifications

**In-Service Temperature:** -13° F - 176° F (-25° C - 80° C)

**Storage Temperature:** 40° F - 104° F (5° C - 40° C)

**Performance:** 50+ years HOAC tested

SSCI is available in all standard pipe sizes or in a bulk kit that can be cut to be fitted on site by the applicator.

Nominal size of pipe	2"	3"	4"	5" - 6"	7" - 8"	9" - 12"
Required Strips	1	2	2	3	3	4
Collar width (mm)	60	60	60	60	80	120
Number of anchor tabs	3	3	4	6	6	8

# SSCI Firestop Collar

## Testing

**ASTM E 814 up to 3 hr F and T Ratings**

**UL 1479 3 hr F and T Ratings**

L Rating at Ambient - Less than 1 cfm/sq. ft.

**CAN/ULC S-115 2 hr FTH Ratings**

**Meets 50 Pa requirement**

**FM Approved**

**ASTM E 84 Flame 0 Smoke 0**



**CNS 14514 3 hr Class A and B**

**GB 23864**

**ASTM E662 & FAR 25.853**

## Installation guide:

1. Refer to applicable certification directory or [www.painttoprotect.com](http://www.painttoprotect.com) for listed assemblies.
2. Ensure application area is clean and free of oil, loose dirt, rust or scale.
3. Release hose clamp screw and disassemble the SSCI-X Firestop Collar.
4. Individually or continuously wrap the required number of wrap strips around penetrant and hold in place with AL foil tape.
5. Wrap strip shall be butted against floor bottom or both surfaces of wall.
6. Install SSCI collar around wrap strips and secure with hose clamp.
7. Install the required number and type of anchors as detailed in the listed system.



**International Fireproof Technology Inc.**  
*The Ultimate in Firestop Solutions and Fire Protective Coatings*

International Fireproof Technology, Inc.  
17528 Von Karman Ave. Irvine, CA 92614

Office: 949-975-8588  
Web Site: [www.painttoprotect.com](http://www.painttoprotect.com)  
Email: [ptp@painttoprotect.com](mailto:ptp@painttoprotect.com)