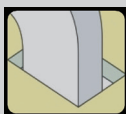




INSS2460 & INSS2460+

Applications



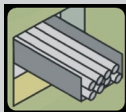
Airt duct



Insulated Pipe



Plastic Pipe



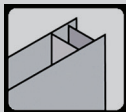
Cable Tray



Busway



Metallic Pipe



Partition Wall



No Penetration



Joint System



Multiple Penetrations



Description

Industry Leading Firestop Technology INSS2460 Fire Barrier Silicone Sealant is a one-part, neutral-curing silicone sealant used to control the spread of fire, smoke, toxic gases, and water during fire conditions. INSS2460 offers exceptional performance and listed designs require less product, making it more cost effective than other traditional firestop silicone sealants.

INSS2460 is designed to seal the gaps around penetrations through fire-rated floors, walls or other assemblies as well as for sealing gaps around window and door frames in critically fire-rated structures.

INSS2460+ is a sprayable silicone based firestop sealant that offers excellent flexibility, is waterproof and tested for up to a 3 hour joint system in accordance with UL2079 and ULC-S115.

Both products adheres to most construction materials including concrete, stone, plaster, metals, glass and plastics. They are installation friendly, are asbestos and halogen free and ideal for interior and exterior use or where contact with moisture is a concern. Once fully cured, INSS2460/INSS2460+ offer excellent weathering characteristics including UV resistance, cold temperature flexibility, dry heat aging and resistance to chalking.

Specifications

Specific gravity:	1.2 - 1.3g/cm ³
Color:	Gray
VOC:	53.20 g/L
STC:	64
Tack-free time:	30 minutes
Curing time:	7-14 days
Shrinkage (weight):	0.1%
Hardness (fully cured):	SHORE A 30° - 40°
Application temperature:	40° F - 104° F (5° C - 40° C)
In-Service temperature:	-13° F - 176° F (-25° C - 80° C)
Storage temperature:	50° F - 95° F (10° C - 35° C)
Shelf Life:	12 months
Packaging:	INSS2460- 310 ml/Tube, 25 Tubes/CTN 20 fl. oz./Sausage, 20 Sausages/ CTN INSS2460+ 1 gal/pail & 5 gal/pail
Performance:	50+ years HOAC tested

Fill, void or cavity material.
For use in through-penetration
firestop and joint systems.



INSS2460 & INSS2460+

Limitations

Not for use in areas immersed in water. The sealant can only be removed mechanically once cured.

This product is NOT intended for use in fire rated construction.

Installation guide:

1. Refer to applicable certification directory or www.painttoprotect.com for listed assemblies.
2. Prior to applying, clean the surface of the opening and any penetrating items to allow for proper adhesion. Use mineral spirits or similar product to clean surfaces (Do not use alcohol). Ensure that the surface of the substrates is dry and frost free.
3. Install the correct depth and compression of backing material, if required, as detailed within the applicable Listed system.
4. INSS2460 can be installed with a caulking gun, putty knife or trowel. INSS2460+ can be applied by airless sprayer.
5. Install the applicable depth of INSS2460/INSS2460+ into the opening flush with the surface of the substrate, or as detailed within the Listed system to meet the required assembly rating.
6. Tool the sealant surface smooth using a putty knife dipped in water making complete contact with substrates to ensure an air and smoke tight seal.
7. Using mineral spirits, clean all tools and flush spray equipment immediately after use.

Testing

INSS2460

UL 1479 up to 3hr T, F and L Rating
ULC S-115 up to 3hr FTH Rating
CNS14514 3hr Class A and B
FM approved
GB23864
ASTM E84 - Flame 5 Smoke 45
ASTM E662 & FAR 25.853
ASTM D412 - 265% Elongation 42% Compression
ASTM C719 - Cyclic Joint Movement 50%
ASTM C793 - Accelerated Weathering

INSS2460+

UL 2079
ULC S -115



International Fireproof Technology Inc.
The Ultimate in Firestop Solutions and Fire Protective Coatings

International Fireproof Technology, Inc.
17528 Von Karman Ave. Irvine, CA 92614

Office: 949-975-8588
Web Site: www.painttoprotect.com
Email: ptp@painttoprotect.com